








An Active Learning Trust School

# KS5 Results Review 2018




# A-Level Results Headlines KS5 2018

Headline	NWA Result 2017	NWA Result 2018	Comparison to 2017
A-Level APE	22.2 D+	26.68	C- 
% A-B	20%	21%	+1% 
% A-C	46.3%	58%	+12% 
%A-E	95%	98%	+ 3 % 
Subjects achieving 100% Pass rate	77.0%	81%	+4 % 

- Marked increase in moving students D to C grade . Awaiting re-mark grades for several students so may rise further
- Small increase in overall pass rate.
- Awaiting key measure of L3VA (-0.4 in 2017)
- Improved results in the face of significant qualification reform.

# General Applied and Tech Level Headlines KS5 2018

Headline	NWA Result 2017	NWA Result 2018	Comparison to 2017
Applied General (Law and Media Legacy IT)*	35.5 (Dist)	43.5 (Dist +)	
Tech Level Qualifications (BTEC Sport and IT)	44.33 (Dist *)	28.33 (Merit+)	N/A New Qualifications

## Comment;

- 90% of students achieved a Dist \* in Law.
- 63% of all vocational entries achieved D or D\*
- Steady performance in the face of the new assessment criteria and introduction of exam components.

# Some Highlights and successes 2018

- 97% of students applying to university have achieved places on courses of their choice.
- 100% have received an offer of a place.

Students	Achievement	Destination
Ruby Baxter	A*A*A	University of Cambridge Natural Sciences
Amy Dunham	AAC	Manchester University (Biology)
Niamh Thorne	Dist* Dist, B	UCP (Criminology)
Rebecca Paige-Mitchell	B B B	Lincoln (Mathematics)
Lucy Chapman	Dist* B C	Employment/App
Connor Higgins	Dist*A C	Employment/App