



An Active Learning Trust School



KS4 Results Review 2019



KS4 RESULTS 2018 V 2019 KPI'S

2019 Key Performance Indicators	2018	2019	% +/-
Progress 8 (when 2019 estimates available)	-0.4	-0.2	0.2
Attainment 8	3.9	4.2	0.3
Baccalaureate 5+	3.1	1.7	1.4
Grade 4+ in English & Maths	42	54.2	12.2
Grade 5+ in English & Maths	20	30.4	10.4
Grade 7+ in English & Maths	2.6	3.3	0.7
Grade 4+ in English	58	67.1	0.1
Grade 5+ in English	38	50.4	12.4
Grade 7+ in English	10	8.3	1.7
Grade 4+ in maths	57	64.2	7
Grade 5+ in maths	28	38	10
Grade 7+ in maths	4.1	7.5	3.4

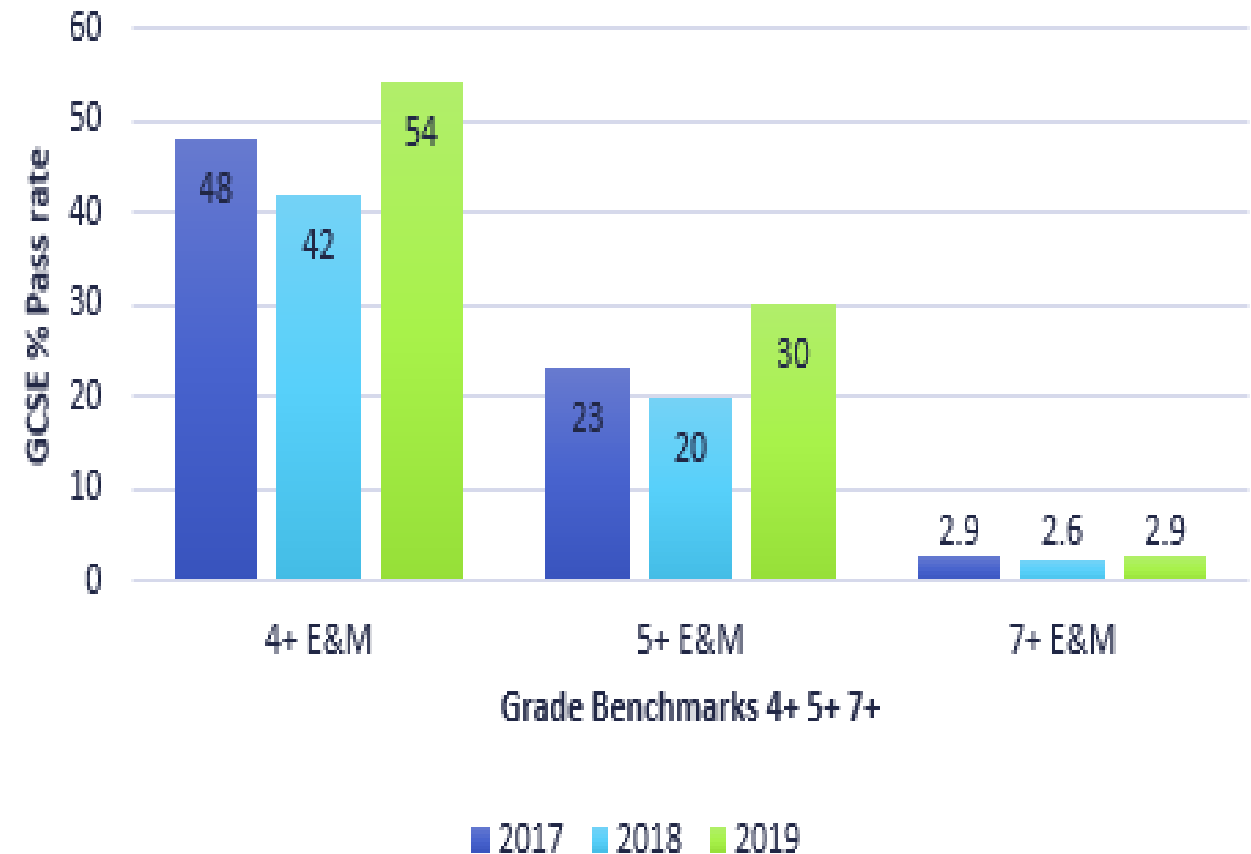
Provisional P8 score

TRENDS OVER TIME

NWA Attainment 8 2017-2019



English & Maths Crossover 2017-2019



KS4 RESULTS 2018 V 19 GCSE 1-9



NWA 2018 V 2019 % (Provisional) 1-9

Subjects	NWA 4+ 19	% +/-	NWA 5+ 19	% +/-	NWA 7+ 19	% +/-
Maths	64.2	6.3	38	10	7.5	3.4
English Language	58	0	38.2	0	4.6	5.6
English Literature	58.1	9.1	39.9	10.5	7.1	1.6
Science	41.5	1.5	20.2	0.7	3.7	0.5
Chemistry	96	6	88	14	26	5
Biology	100	12	78	2	24	3.5
Physics	92	2	72	2	10	6.6

NWA 2018 V 2019 % (Provisional) 1-9

Subjects	NWA 4+ 19	% +/-	NWA 5+ 19	% +/-	NWA 7+ 19	% +/-
Geography	49	1	37.5	1.4	12.5	0.6
History	36.2	6.7	27	8.1	7.8	1.5
French	17.1	2.9	3.8	2	1.9	0
Religious Studies	55.1	15.9	36.7	23.3	6.1	18.9
Psychology	66.1		48.2		12.5	
Music	88.9	5.9	77.8	11.1	22.2	5.5
Media	55.6		28.9		4.4	
Graphics PD	47.4		36.8		10.5	

VOCATIONAL COURSES 2018 V 2019



Vocational Courses	Level 1 P 19	Level 2 P 19	Level 2 M 19	Level 2 D/D* 19
BTEC Business	93.5	81.8	48.1	10.4
BTEC Dance	94.1	70.6	20.6	14.7
BTEC Art	89.3	67.9	17.9	
BTEC Performing Arts	75	56.3	12.5	6.3
BTEC Sport	94.5	86.8	66.5	44
NCFE Product Design		88.2	64.7	17.6
NCFE Engineering		82.7	13.5	
NCFE Health & Fitness		100	81.8	9.1
Camb Nat IT	84.6	46.2	12.8	
Camb Nat HSC	76.5	29.4	5.6	
Camb Nat Child Dev	76.5	29.4	5.9	
WJEC Construction	76.7	70	40	13.3
WJEC Catering	89.7	61.5	20.5	12.8

KS4 2018/19 FOCUS AREAS REVIEW

- Increase % of students gaining English and maths at 4+, 5+ and 7+.
- All GCSE subjects to be in-line with National average at 4+ and 5+.
- Increase Level 2 Vocational pass rates at Merit and Distinction.
- 100 Year 11 students to transition in to NWA 6th Form

KS4 2019/20 FOCUS AREAS

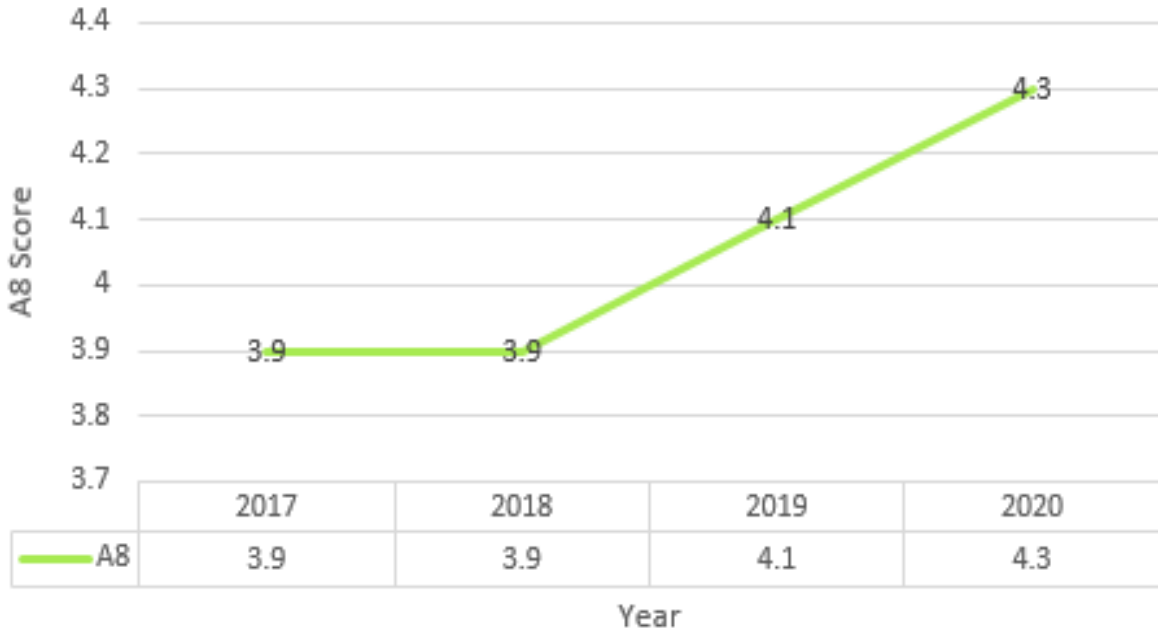
- Continue to Increase % of students gaining English and maths at 4+, 5+ and 7+.
- All GCSE subjects to be in-line with National average at 4+ and 5+.
- Increase Level 2 Vocational pass rates at Pass, Merit and Distinction.
- Increase Attainment grade of disadvantaged students (-1.2)
- 100+ Year 11 students to transition in to NWA 6th Form 2020

KS4 2019/20 OUTCOME TARGETS 1064.2!!

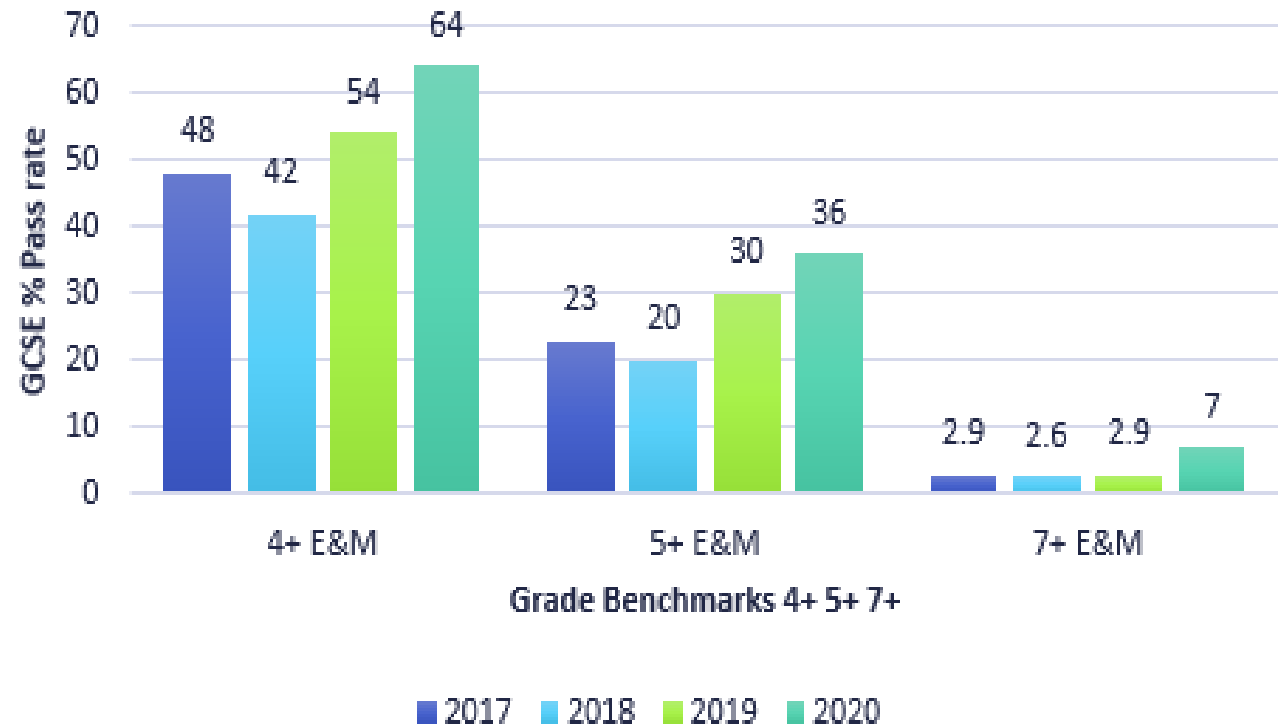


4+ 10%
 5+ 6%
 7+ 4%
A8 +0.2

A8 2017-2020!!



English & Maths Crossover 2017-2020!!





An Active Learning Trust School






KS5 Results Review 2019



A-Level Results Headlines KS5 2019



Headline	NWA Result 2017	NWA Result 2018	NWA 2019
A-Level APE	22.2 D+	26.68	28.46 C
% A-B	20%	21%	33.3% +12% 
% A-C	46.3%	58%	62.5% 
%A-E	95%	98%	98%
Subjects achieving 100% Pass rate	77.0%	81%	85% 

- Increase in overall grade to C
- 12% Increase in A-B Grades
- Awaiting key measure of L3VA (-0.38 in 2018)
- Improved results in the face of significant qualification reform and weaker cohort.

General Applied and Tech Level Headlines KS5 2019



Headline	NWA Result 2017	NWA Result 2018	NWA 2019
Applied General (Law Media BTEC Sport Forensic Science Health and Social Care)	37.8 (Dist)	(Dist) 2018 Official figures Merit as Law not on Gov tables in 2018	33.1 (Dist)
Tech Level Qualifications (IT)	43.3 (Dist *)	30.9 (Dist)	36.6 (Dist)

Comment;

- Another strong performance in the face of the new assessment criteria and introduction of exam components.
- 90% of students achieved a Dist * in Law.
- 63% of all vocational entries achieved D or D*