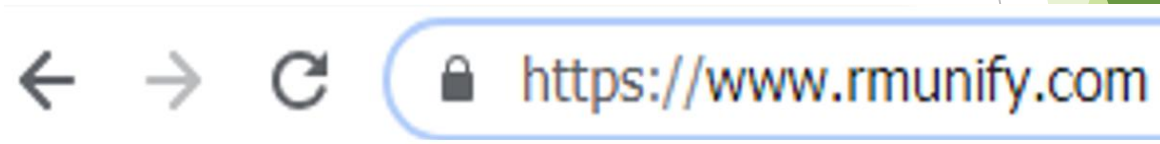


RM Unify

1. Open Google Chrome



2. Type the following in the search bar:



3. Type in your username with “@neale-wade.org” and then the same password you use to login to the computer. After this has been done press sign in.



Sign In

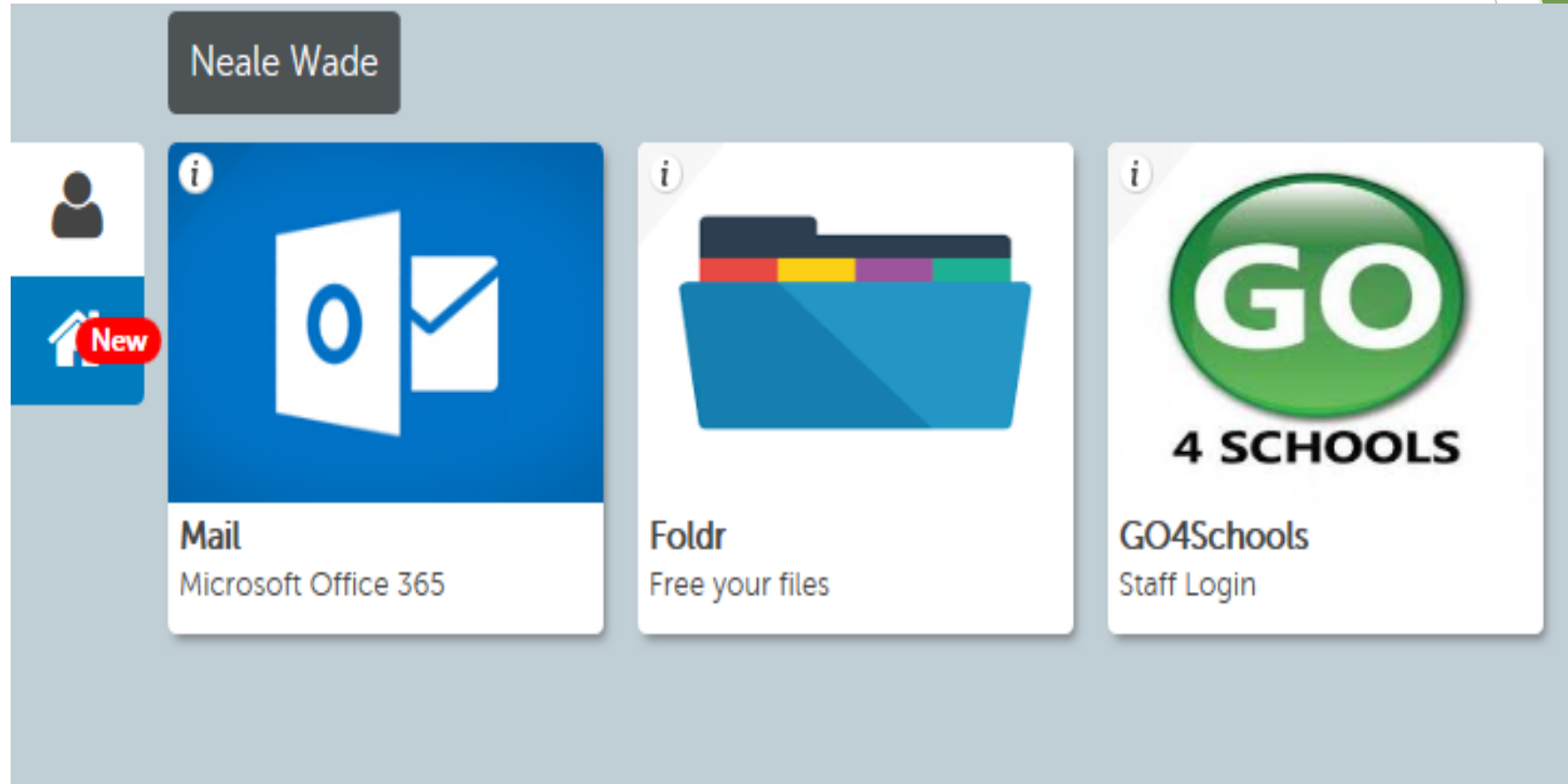
jsmith2019@neale-wade.org

.....

Remember my username

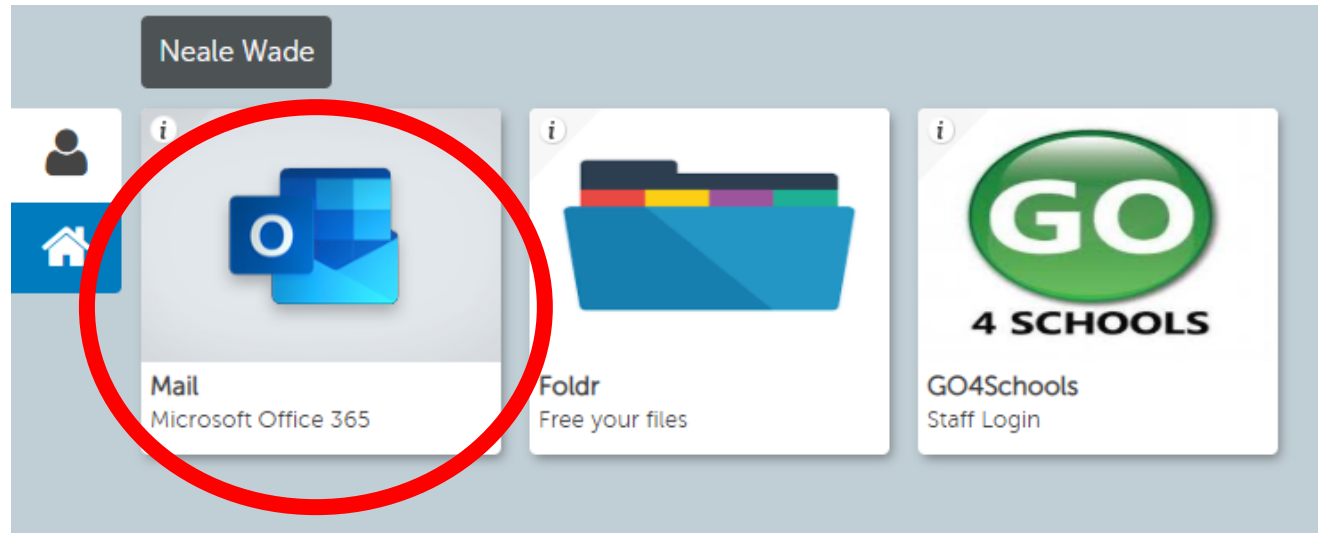
Sign in

4. RM Unify will allow you to access Emails, Foldr and Go4Schools by clicking the icons.



Outlook

1. Click on the Mail/ Outlook icon on RM Unify




Go 4 Schools

There are 2 ways to get onto Go4Schools:

1. RM Unify
2. Typing the URL

1.



2.



1. First time logging in you will need to put your email into the “First-time user?” box and send a link to your email which you will then need to click to create a password.

First-time User?

If you haven't logged on to GO 4 Schools before, type your email address and click the "please send me a password" button.

Email address:

2. Go into your email and open the email from go4schools then click the link given.

External email - Treat with caution

This is a message from GO 4 Schools. To ensure our emails reach you every time, please add no-reply@go4schools.com to your address book or safe-list.

Dear Mr O Beresford,

This email is to let you know that someone, probably you, recently asked us to reset the password on the GO 4 Schools account belonging to oberesford@neale-wade.org

In order to reset your password, please follow the link below:

<https://www.go4schools.com/schools/passwordReset.aspx?guid=eab8ab1b-d56b-4e22-9b58-d9f86a28f1da>

The link is valid only for the next 1 hour.

If your email software does not allow you to click the link, please copy it into the address bar of your browser.

If you did not request a password reset, please ignore this email.

This is an automated email from GO 4 Schools, the schools tracking, assessment and reporting system. Please do not reply to it.

GO 4 Schools - Educational Intelligence

3. Logging in after this you will need to either click the login tool for an immediate login or to put in your email and password into the standard login on the website

Welcome

Welcome to the GO 4 Schools login page for Schools.

Email address:
Password:
 Remember my email address

GO 4 Schools places a small number of cookies on your computer. We use cookies in order to make the website work and to provide information to help us make improvements.

To find out more about the cookies, see our [privacy policy](#).

By logging in to GO 4 Schools you are accepting cookies from this site.

4. If you ever forget your password for Go4Schools you can resend a link to your email which will let you reset the password when clicked.

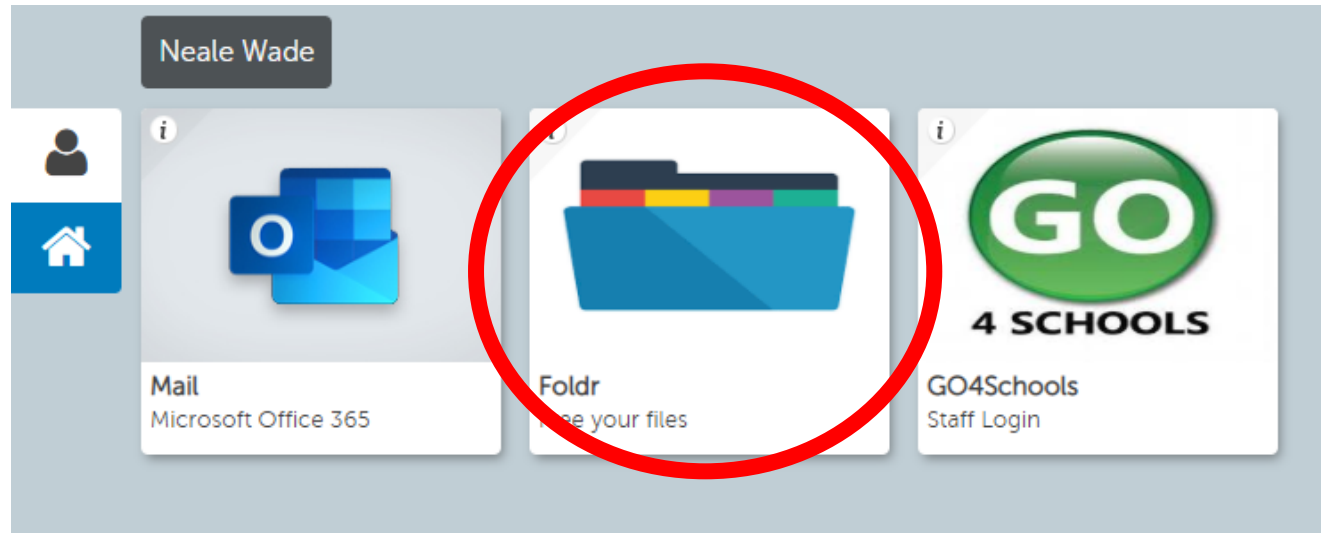
Forgotten your Password?

If you have forgotten your password, you can reset it by entering your email address.

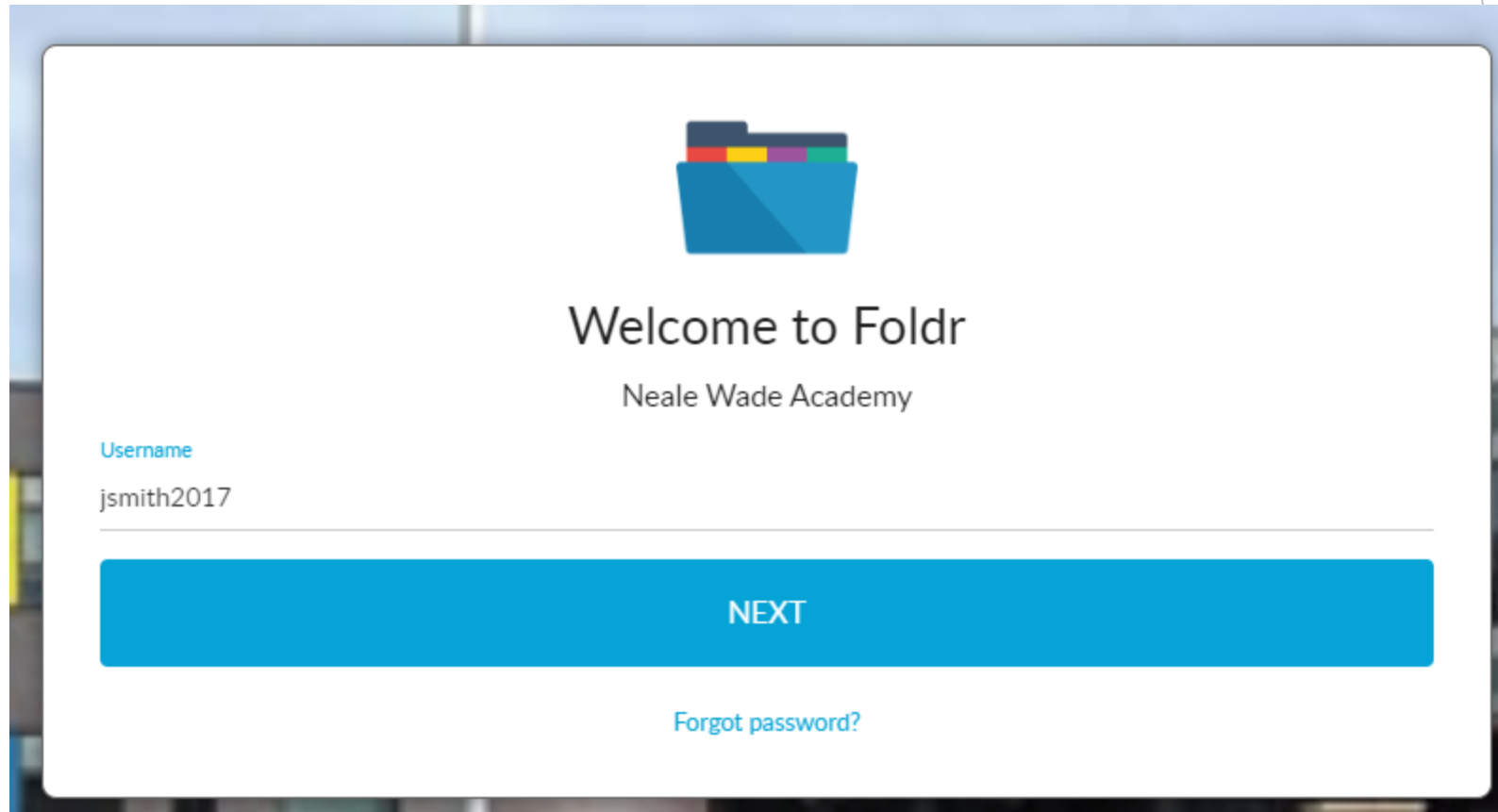
Email address:


Foldr

1. Click on the Foldr icon on RM Unify



2. Type in the same username that you use to login to the school computers.





Welcome to Foldr

Neale Wade Academy

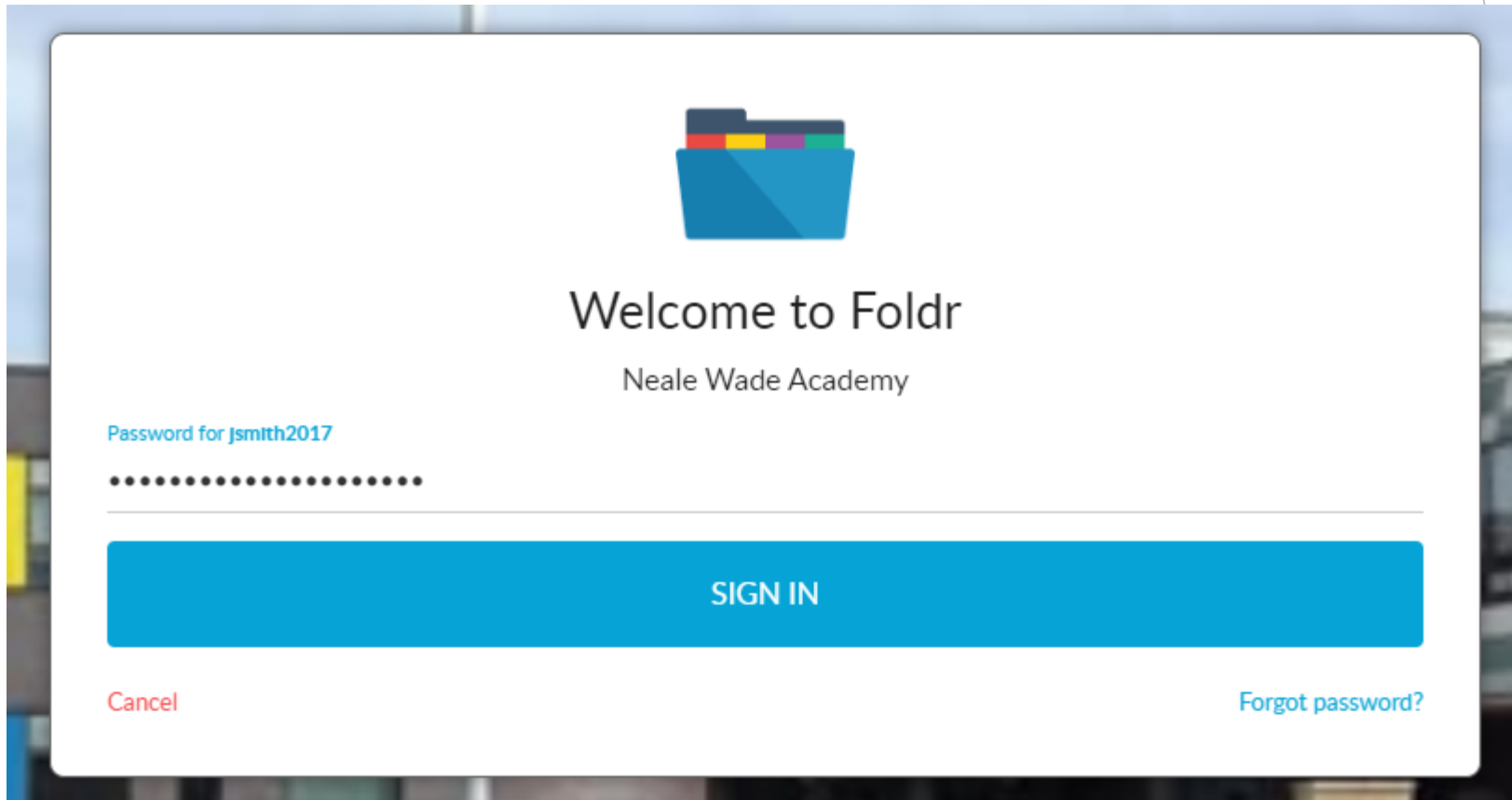
Username


jsmith2017

NEXT

[Forgot password?](#)

2. Type in the your password and press sign in. This is the same as your school login password.





Welcome to Foldr

Neale Wade Academy

Password for jsmith2017

.....

SIGN IN

Cancel

[Forgot password?](#)

Home Folder - This is where all of your documents such as my documents can be found

Student Area - This is where folders and files for all students can be found

Student Dropbox - This is where all coursework related files can be found

My Files

Name



Home Folder



Staff Area



Student Area



Student Dropbox



Google Drive



OneDrive



Student Data 1



Student Data 2



Student Data 3
